



# CLOSETS



# GET ACQUAINTED WITH OUR NEW CLOSET PROGRAM!

Euro-Rite offers a closet program that is suitable for both contractors and Do-It-Yourself enthusiasts. Our stackable Ready-To-Assemble (RTA) units can be used in a multitude of combinations to increase any closet space. To help get you organized, we offer a variety of accessories and drawer options.

# Design Your Own Closet!

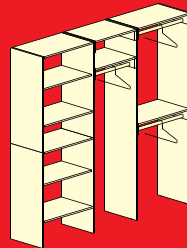
## KNOW THE DIFFERENCE:

There are 3 different styles of closets: the by-pass door style, bi-fold door style, and the walk-in closet. Your closet design will depend entirely on the style of closet you own. Learn the difference and start building your dream closet! Here are a few sample layouts recommended for the different closet styles.




**BY-PASS DOOR  
SAMPLE LAYOUTS**

With the by-pass door style, a shelf tower is most advantageous when placed closer to an **end** of the closet. This allows easy access to your shelf items when sliding open your closet door. Keep that in mind when designing for by-pass door closets of any size!




UP TO 6 FT

2 CLUS-2    2 CLP  
4 CLFS-2    3 CLROD-2



UP TO 8 FT

3 CLUS-2    2 CLP  
2 CLFS-1    1 CLROD-1  
2 CLFS-2    3 CLROD-2



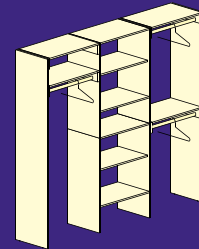
UP TO 10 FT

4 CLUS-1    2 CLP    3 CLD-L1  
2 CLFS-1    1 CLROD-1    1 CLD-S1  
2 CLFS-2    2 CLROD-2  
2 CLFS-3    2 CLROD-3




**BI-FOLD DOOR  
SAMPLE LAYOUTS**

Opposite to the by-pass door style, it is best to place shelving closer to the **middle** of your bi-fold door closet. Heavier items can be tucked away at the two ends of your bi-fold closet while lighter, more frequently used items can be stored in the middle shelving.



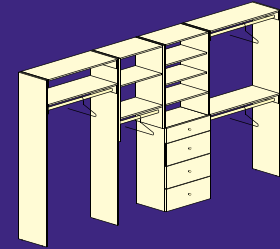
UP TO 6 FT

2 CLUS-2    2 CLP  
4 CLFS-2    3 CLROD-2



UP TO 8 FT

1 CLUS-1    3 CLP  
2 CLUS-2    1 CLROD-1  
1 CLFS-1    3 CLROD-2  
4 CLFS-2    2 CLD-L2



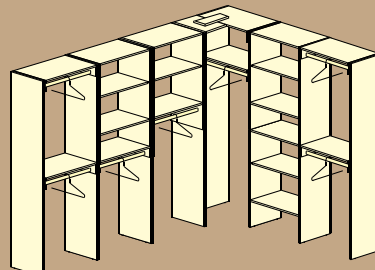
UP TO 10 FT

3 CLUS-2    1 CLROD-2    1 CLD-S2  
4 CLFS-3    3 CLROD-3  
3 CLP    3 CLD-L2

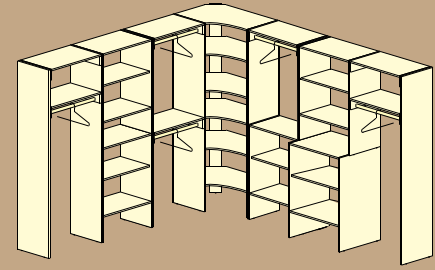


**WALK-IN CLOSET  
SAMPLE LAYOUTS**

Walk-in closets are extremely flexible as to where you prefer to have shelving, so have fun designing your walk-in closet the way you like it! Euro-Rite offers a corner shelving unit for maximum shelf storage space!



4 CLUS    7 CLROD  
8 CLFS    6 CLP




4 CLUS    5 CLROD  
7 CLFS    2 CLCS  
2 CLP    1 CLBS



AVAILABLE IN

MAIN COMPONENTS

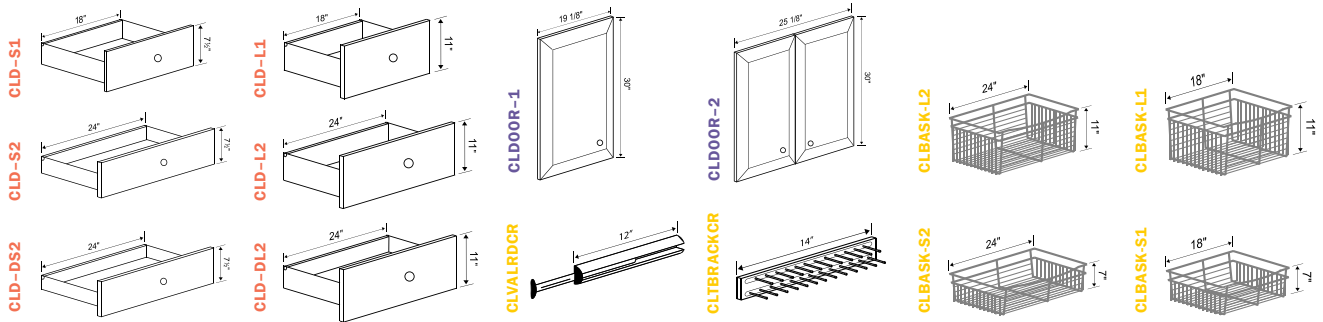
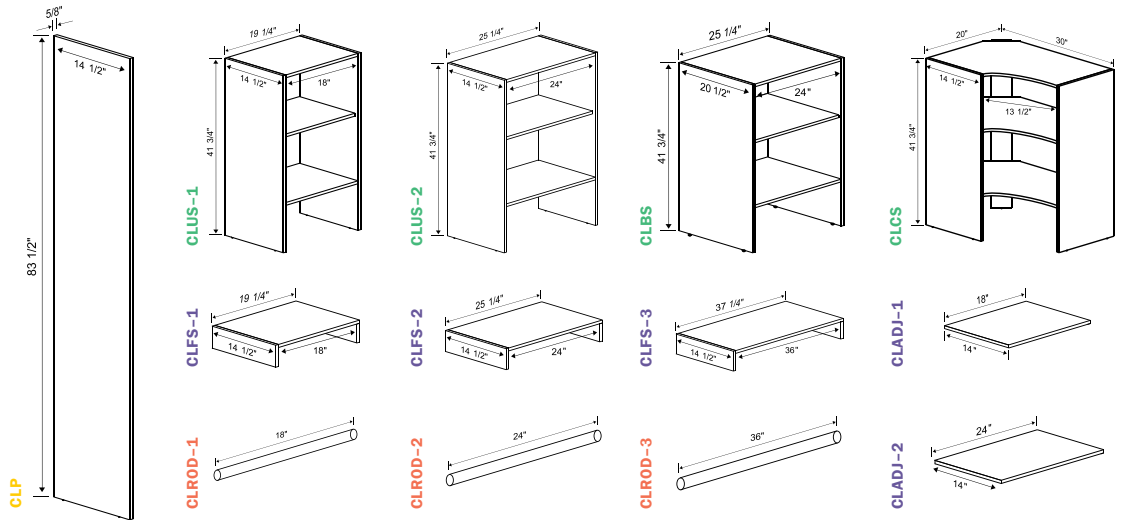
DRAWERS, DOORS & ACCESSORIES



ANTIQUE  
WHITE

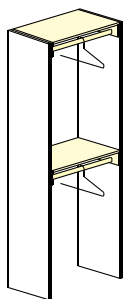


CHOCOLATE  
PEAR



## STANDARD MODULES

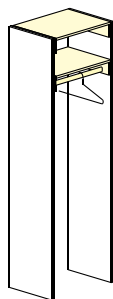
### Double Short Hanging



2 CLFS  
2 CLROD

Probably the most common in closet organization. Two short hanging rods maximizes hanging space for shirts, blouses, pants and sport coats.

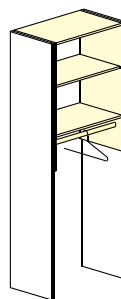
### Long Hanging



2 CLFS  
1 CLROD

This module is intended for housecoats, long dresses and gowns.

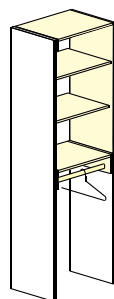
### Semi-Short Hanging



1 CLUS  
1 CLROD

The hanging length here is ideal for short dresses, pants hung by the cuff and coats. There is still space for folded clothes in the shelving above.

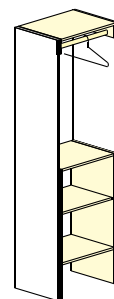
### Short Hanging with Shelves Above



1 CLUS  
1 CLFS  
1 CLROD

A good combination of shelving and short hanging. Folded clothes are easily accessible while still providing space for hanging items.

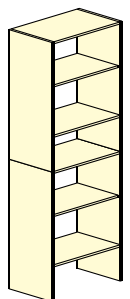
### Short Hanging with Shelves Below



1 CLUS  
1 CLFS  
1 CLROD

A good combination of shelving and short hanging. The shelving provides space for shoes and accessories (such as drawers and baskets for clothing items.)

### Shelf Tower

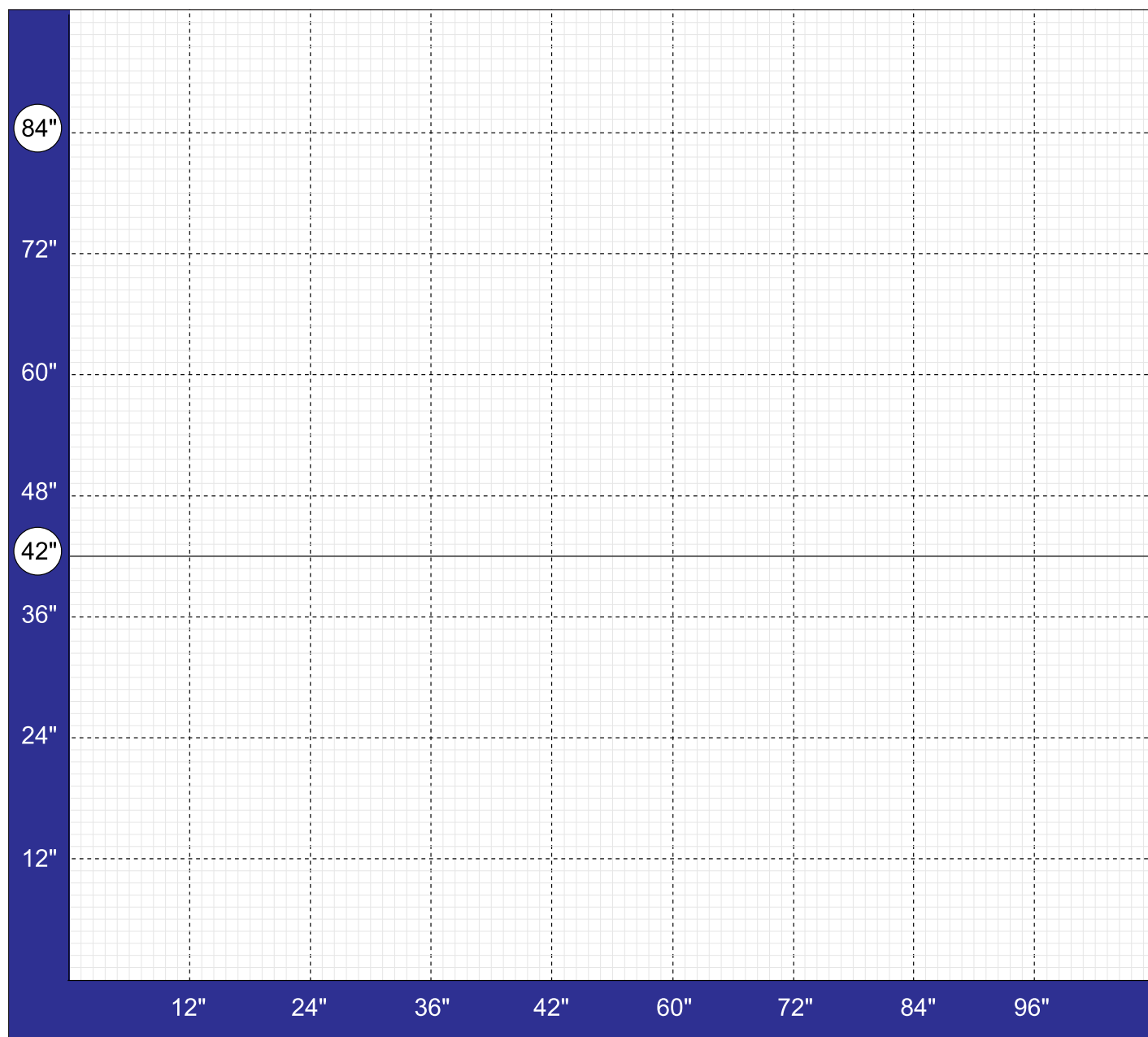
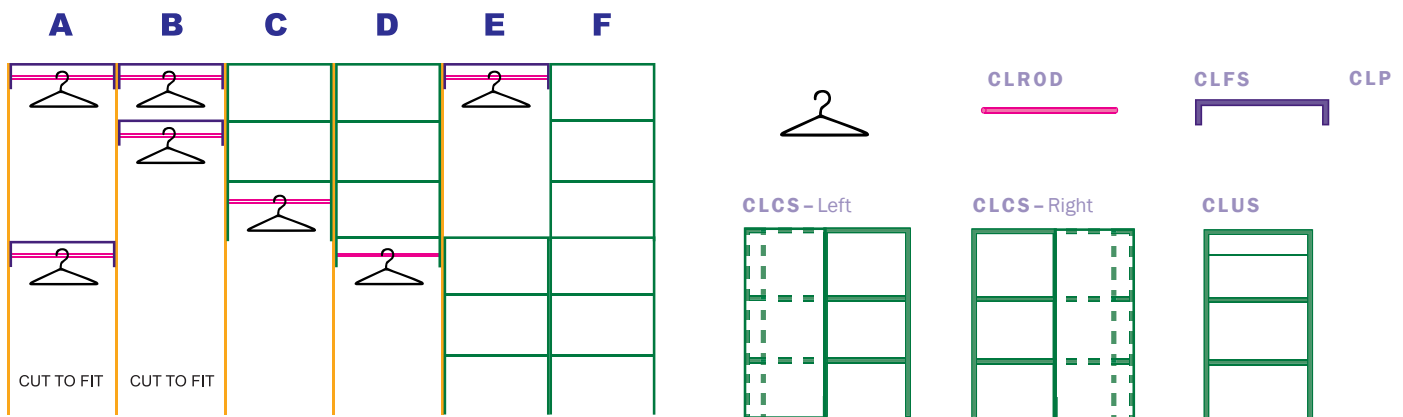


2 CLUS

Maximum shelf space for folded clothes. Extra shelves, drawers and baskets can be added. Can also be duplicated with corner and 20" deep units.


# DESIGN GRIDS

Use the grids below to plan and draw your closet layout. *Please use pencil.*



COMPONENTS	QTY	ANTIQUE WHITE	CHOCOLATE PEAR	EXT. PRICE
CLUS-1				
CLUS-2				
CLBS				
CLCS				
CLP				
CLFS-1				
CLFS-2				
CLFS-3				
CLROD-1				
CLROD-2				
CLROD-3				

ACCESSORIES	QTY	ANTIQUE WHITE	CHOCOLATE PEAR	EXT. PRICE
CLADJ-1				
CLADJ-2				
CLTBRACKCR				
CLD-S1				
CLD-S2				
CLD-L1				
CLD-L2				
CLD-DS2				
CLD-DL2				
CLDOOR-1				
CLDOOR-2				
CLBASK-S1				
CLBASK-S2				
CLBASK-L1				
CLBASK-L2				
CLVALRDCR				



DATE \_\_\_\_\_

PURCHASE ORDER # \_\_\_\_\_

NAME \_\_\_\_\_

COMPANY \_\_\_\_\_

ADDRESS \_\_\_\_\_

PHONE \_\_\_\_\_

EMAIL \_\_\_\_\_

FAX \_\_\_\_\_

*Thank you for choosing a  
Euro-Rite Closet!*

TOLL FREE PHONE: 1-888-464-5063

TOLL FREE FAX: 1-888-333-7210

GRAND TOTAL \$ \_\_\_\_\_



KITCHEN



BATHROOM



CLOSET



OFFICE



LAUNDRY



ENTERTAINMENT

*Celebrating*  
**25**  
*Years in Business*

**EURO-RITE**  
C A B I N E T S <sup>TM</sup>

AVAILABLE AT:

WWW.EURORITE.COM | 1-888-464-5063